

Noella wing chair

Verellen

Technical details

Body details:

Upholstered and slipcovered available

Seat details:

Loose seat construction
Boxed style seat cushion
Spring down construction

Back details:

Tight back construction
Please specify nailhead selection (optional)

Leg details:

Exposed wood leg - specify finish
Upholstered leg available

Toss pillow details:

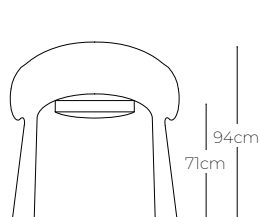
Boxed kidney pillow (wing chair)
Knife edge toss pillow (tall wing chair)



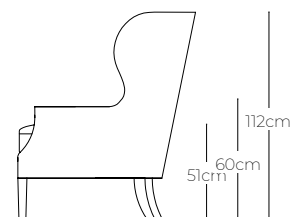
**Standard double needle stitch detail on body, seat cushion, back and toss pillows unless otherwise specified.*

Dimensions

Wing chair

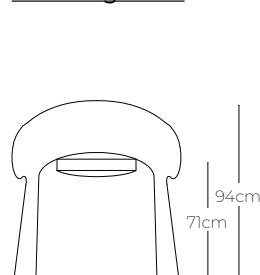


Overall depth: 94 cm
Interior depth: 71 cm
Seat depth: 58 cm
Overall width: 86 cm

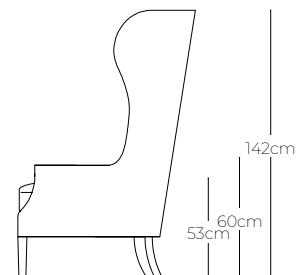


Overall height: 112 cm
Seat height: 51 cm
Arm height: 60 cm

Tall wing chair



Overall depth: 94 cm
Interior depth: 71 cm
Seat depth: 58 cm
Overall width: 86 cm



Overall height: 142 cm
Seat height: 53 cm
Arm height: 60 cm

Variations



Noella wing chair
W86 x D94 x H112 cm
SKU: NOE-1020X




Noella tall wing chair
W86 x D94 x H142 cm
SKU: NOE-1021X

Finishes

Ash



Fumed



Greywash



Ebony



Bourbon




Fumed




Espresso




Raw coal w/matte sealer



Walnut



Dead flat



Clear satin sealer



**All tables will have a protective sealer.*

Upholstery consumption

	FABRIC		LEATHER
	UPHOLSTERED	SLIPCOVERED	UPHOLSTERED
WING	10m	10m	16.7sqm
TALL WING	14m	7m	23.7sqm

**All estimated consumption is for plain/solid, no repeat fabrics with a 140cm roll width.*